


Diatoms

Art and Science

AN INTRODUCTION TO COLLECTING DIATOMS

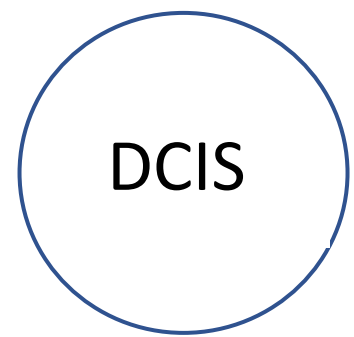

DELAWARE COUNTY INSTITUTE OF SCIENCE

SATURDAY 7 SEPT 2024, 9:30 - 12PM



Diatoms

Learn about the 175-year-old hobby of collecting and mounting diatoms. This meeting introduces the art and science of diatoms for amateurs and students. We will begin with a presentation on the nature of diatoms, how you can collect them locally and how to prepare them for microscopy. There will be demonstrations on making microscope slides and microscopes on hand for viewing the slides. We'll provide resource information for this hobby. For more information and directions see [Delaware County Institute of Science | Home \(delcoscience.org\)](https://delcoscience.org). 11 Veterans Square, Media PA 19063



Sept 7, 2024, DCIS-Leidy Meeting Agenda

Diatoms

1. Diatom Presentation – Robert Carlton 30 min.
 - a. What are they?
 - b. Why such interest?
 - c. How to collect, prepare, and observe diatoms.
2. Illustration of Diatom preparation - John Ferrante 30 min
 - a. Tools
 - b. Cleaning
 - c. Separation
3. Demonstration of Diatom Slide Preparation – John Ferrante 30 min
 - a. Diatoms on coverslip
 - b. Mounting media
 - c. Slide ringing
4. Demonstration of Diatom Imaging – John and Robert – Balance of time
 - a. Optical Microscopy
 - i. Brightfield
 - ii. Darkfield
 - iii. Phase Contrast
 - iv. Differential Interference Contrast
 - b. Mention of SEM
5. Resources
 - a. Web
 - b. Books
 - c. Groups